


The I.C.E. Guy® Special Agent Workbook



**Prepare to respond to
emergencies and become an
I.C.E. Guy® Special Agent.**

Write your name here.

The I.C.E. Guy®
Special Agent Workbook

By Jim Litchko, The I.C.E. Guy

www.theiceguy.com

theiceguy@theiceguy.com

First Edition

Copyright © 2007 by James P. Litchko

ISBN: 978-0-9748845-5-4

All rights reserved. No part of this book may be reproduced or transmitted in any form or by any means, electronic or mechanical, including photocopying, recording, or by any information storage and retrieval system, without written permission from the authors, except for the inclusion of brief quotations in a review.

The electronic version of this book found on the I.C.E. Guy website, www.theiceguy.com/agent, can be freely distributed by and for individuals to print personal copies of this book for personal use only and not for profit. Electronic versions are only part of the official version, the I.C.E. Guy Tips are not included. The electronic versions are made available to help adults in educating their young people in responding to emergency situations. Additional, copies of this book can be purchased by using the order form at the end of this document.

The electronic access and sale of this publication is made available with the understanding that neither the publisher nor the author are engaged in rendering advice for specific products and/or projects. For securing, managing, or promoting specific products and/or services or clarification of local ordinances, professional services and advice should be sought.

Published by Know Book Publishing®

Post Office Box G

Kensington, Maryland 20895

publishing@knowbookpublishing.com

www.knowbookpublishing.com




To procure the badge or official book and receive free weekly tips, go to www.theiceguy.com.



Table of Contents

Introduction	1
Tools	2
Lost	3
Call 911 or Not	4
Hurt	5
Strangers	6
Smoke and Fire	7
Leaks and Overflows	8
On-line Safe	9
Qualified	10

**You are your own
best and fastest
first responder!**



I.C.E.
is the abbreviation for
In Case of an Emergency

Introduction

To become an I.C.E. Guy Special Agent and be qualified to wear the I.C.E. Guy Special Agent badge, you will have to know how to respond in emergency situations.

To become qualified, complete this workbook with help from your parent and/or a teacher, firefighter, police officer, or another Trusted Adult approved by your parents.

Each chapter will present a special situation where you will identify how you can respond. How you respond is dependent on many things, so the answers need to be developed with your parents or a Trusted Adult. You can get ideas from asking others and visiting websites like:

www.ready.gov/kids/step2/talkitout.html

www.kids.gov/k_safety.htm

www.ou.edu/oupd/kidsafe/start.htm


You can find more references on the I.C.E. Guy website, www.theiceguy.com.

Once you know how to respond to each situation and a Trusted Adult agrees with your responses, they will sign your qualification at the end of this workbook and then you can wear the I.C.E. Guy Special Agent badge.

Remember an I.C.E. Guy Special Agent continues to study and learn in order to always be at their best.



Tools



SECRET CODE: Every I.C.E. Guy Special Agent must have a secret codeword or code phrase.

Create a special codeword or code phrase that only you and your parents know. You and your parents will use this code to prove that a message someone else gives you really came from your parents. Make the code difficult for others to guess. Pick something like:


“My dog has blue feathers.”

“The green snake is under the red car.”

“Tall Pete signs his name little George.”

Be creative and make up your own code.

Don't use your phone number, home address, the name of someone close to you, or a date. Do not write it down or share it with anyone but your parents. Also, whisper it to your parents every morning, so neither of you will forget it.

TRUSTED ADULT: When you have no idea what to do, you must go to a Trusted Adult for help. On the page to the left, make a list of possible Trusted Adults. 



FLASHLIGHTS: When the power goes off or you need to see in a dark place, you will need a flashlight. List where all of your emergency flashlights are. 



How often should you check your flashlights to be sure they did not get moved and that they still work?

Where am I?


Lost

First be calm and look around.

Do you see any Trusted Adults around?

Who would you not go to?

What landmarks would you look for,
so you could tell someone on the
phone where you are?



Who would you call?

You would tell them:

Your Name: _____


Parent's Name: _____

I.C.E. Phone: _____

Home Address: _____

Call 911 or Not

I have an emergency.



Do you call 911 when:

Yes/No

You cannot wake someone? _____

Your pet is hurt? _____

The power is off? _____

Someone is cut and bleeding a lot? _____

There is a fire in the house or building? _____

A stranger is bothering you? _____

There is a water leak or overflow? _____

You lose your toy? _____


Someone is hurting another person? _____

You break a window? _____

You are lost? _____

When else do you call 911?

Hurt



What do you do if someone gets a scratch, small cut or a scrape?

How do you respond if someone gets a bad cut with a lot of blood?

What do you do when someone you know is crying and seems hurt?


Who do you call when you cannot wake someone up?

List where all the first aid kits are.



Strangers

STOP!



What do you do if a stranger asks you to help them find something?

What do you do if there is a strange person or animal in your yard?

What do you do if a stranger asks you to come near to them, to their car, or into a building?

What do you do if someone tells you that your parent told them to take you somewhere?

What do you do if a stranger calls on the phone?

Should you with or near a stranger who has a badge?

Smoke and Fire

**Calmly,
crawl
and yell:
FIRE!
FIRE!
FIRE!**




What do you do if you smell smoke or see fire in your house?

Where do you go? Who should you call?

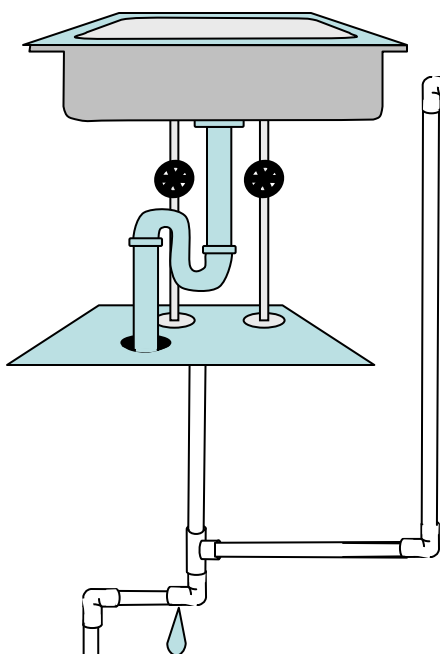
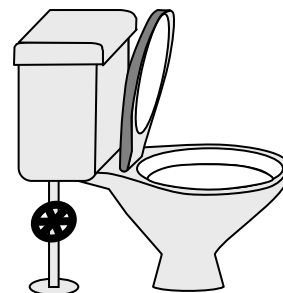
What do you do when you smell smoke or see fire in a building like your school?

What if your clothes catch on fire?

What if someone else's clothes catch on fire?



Leaks and Overflows



The toilet is overflowing! What do you do?

The valve on the tub or sink is stuck open! What do you do?

**Remember:
Right to close.
Left to open.**

**There is a pipe leaking in the house!
What do you do?**



You see water dripping from the ceiling. What do you do?

Can you find and turn off all of the cutoff valves in your home?

Online Safe

What is the #1 rule of email?


Who do you trust on the Internet?

What if someone asks you for personal information?

When do you open an email attachment from a stranger?

What do you do if you see or read something that makes you feel uncomfortable?

When you are not using the computer. What should you do?





Qualified

I, a trusted and responsible adult, have tested and found that _____ fully understands how to respond to all the emergencies in this workbook and is qualified to be an official I.C.E. Guy Special Agent.

Signature

Date

Congratulations!



You may now wear the official I.C.E. Guy Special Agent badge!

You can now say, “I am my own best and fastest first responder!”

Keep this book for review.

Remember a Special Agent continues to study and learn in order to always be their best.

Order Your I.C.E. Guy® Special Agent Badge and Books

Please sent me:	PRICE	QTY	TOTAL
I.C.E. Guy Special Agent Badge (actual height is 1½ inches)	\$ 3.95	_____	\$ _____
I.C.E. Guy Special Agent Workbook (with I.C.E. Guy Special Agent Badge)	\$ 12.95	_____	\$ _____
I.C.E. Guy Special Agent Teaching Manual (available in May 2007)	\$ 12.95	_____	\$ _____
I.C.E. Guy Family Emergency Response Kit (go to www.theiceguy.com for more information)	\$ 29.95	_____	\$ _____
	Total Price of Items		\$ _____

Tax: Maryland residents add 5% sales tax. \$ _____

Shipping/Handling: Add \$2.00 for each item ordered for shipping and handling. \$ _____

All prices are in U.S dollars.

TOTAL \$ _____

Payment: Make check or money order payable to "Know Book Publishing", or complete the following for credit cards:

Please charge my (circle one): VISA MASTERCARD AMERICAN EXPRESS

BILLING INFORMATION:

SHIPPING ADDRESS: same as billing

Name: _____

Name: _____

Organization: _____

Address Line1: _____

Address: _____

Address Line2: _____

City/State/Zip: _____

City/State/Zip: _____

Phone: _____

E-mail: _____

Card Number: _____


Name On Card: _____

Exp. Date: _____

Signature: _____

Mail completed form to Know Book Publishing, P.O. Box G, Kensington, MD. 20895, or fax to 240-363-0231. For web orders please visit www.theiceguy.com to order via the Internet.

Please send me information on having the I.C.E. Guy speak at our organization's event.



To procure the badge or official book and receive free weekly tips, go to www.theiceguy.com.


You can become an I.C.E. Guy® Special Agent and be able to respond to emergencies!

Anyone can participate and qualify.

Complete The I.C.E. Guy® Special Agent Workbook
to get prepared to respond in seven common
emergency situations:

- What to do when approached by a stranger.
- Seeing fire or smelling smoke.
- When to call and not to call 911.
- Encountering an overflowing toilet, sink or tub.
- What to do when someone gets hurt.
- How to answer when asked for personal information.
- What to do when you become lost.

Once you know how to respond to these situations
and you are certified by an adult, you will be
qualified to wear the I.C.E. Guy® Special Agent
badge.



Preparing families for emergencies

WWW.THEICEGUY.COM

ISBN 978-0-9748845-5-4

5 1 2 9 5 >



9 780974 884554

\$12.95USD

To procure the badge or official book and receive free weekly tips, go to www.theiceguy.com.